

OIL TRANSFER PRESSURE UNITS

FP ONE PUMP - FP ZW TWO PUMPS

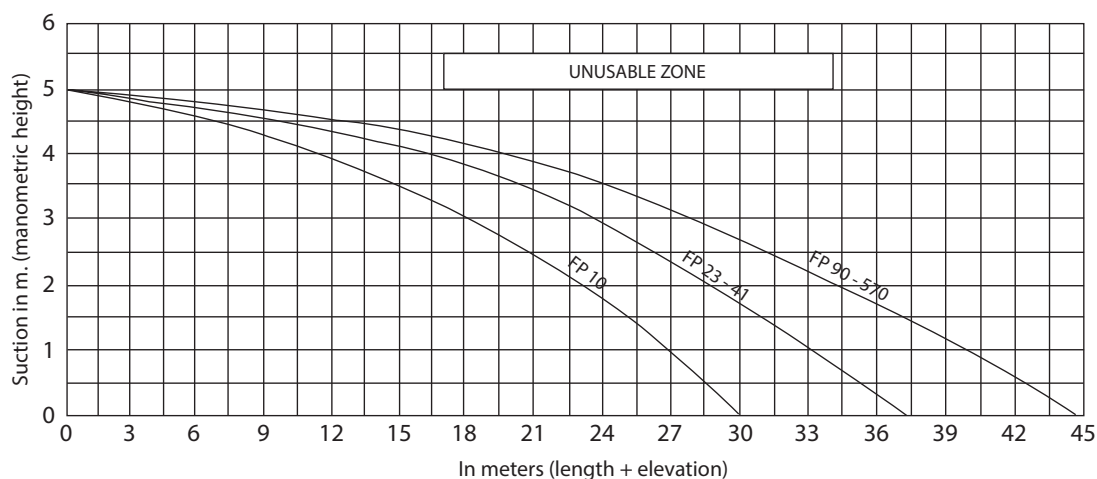
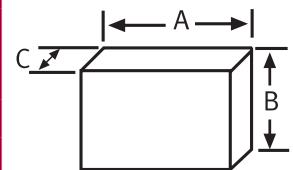
System for Tank to Tank Transferring

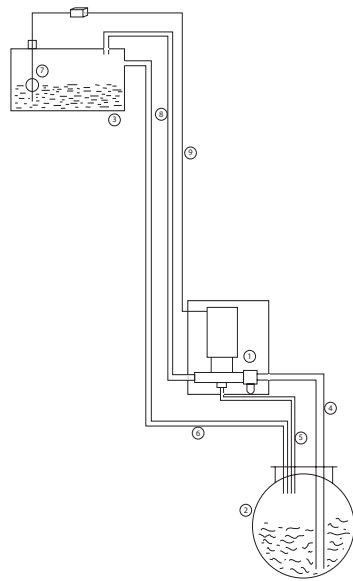
MODEL		FP 10	FP 23	FP 41	FP 90	FP 120	FP 240	FP 360	FP 570
FLOW	l/h	100	260	460	900	1.400	2.100	3.400	5.300
POWER SUPPLY	VOLTS	400*	400*	400*	400	400	400	400	400
MOTOR POWER	KW	0,25	0,25	0,25	0,55	0,55	2,2	3	3
	CV	1/3	1/3	1/3	3/4	3/4	3	4	4
MOTOR	r.p.m.	1.400	1.400	1.400	1.400	1.400	1.400	1.400	1.400
CONNECTION TO THE HYDRAULIC CIRCUIT (Ø THREAD / Ø MM)	SUCTION	1/2" F	1/2" F	1/2" F	1" F	1" F	DN 32	DN 40	DN 40
	DRIVE	1/2" F	1/2" F	1/2" F	1" F	1" F	DN 32	DN 40	DN 40
	OVERPRESSURE	1/2" F	1/2" F	1/2" F	3/4" F	1" F	DN 32	DN 40	DN 40
SOUND LEVEL	dB (A)	58	58	58	58	58	58	58	58
MOTOR PROTECTION	IP	55	55	55	55	55	55	55	55



- (*) There is a 230 single-phase version power supply version (W)
- For other capacity and mediums, please consult.
- Threaded Flanges DIN 2566

MODEL	FP 10		FP 23		FP 41		FP 90		FP 120		FP 240		FP 360		FP 570	
	N	ZW	N	ZW	N	ZW	N	ZW	N	ZW	N	ZW	N	ZW	N	ZW
A	595	870	595	870	595	870	595	890	595	890	1.200	1.200	1.200	1.300	1.200	1.300
B	575	720	575	720	575	720	575	790	575	790	1.000	1.000	1.000	1.000	1.000	1.000
C	240	240	240	300	240	300	240	350	240	400	500	850	500	850	500	850
APPROX. WEIGHT (KG)	14	31	16	35	16	35	24	68	28	79	100	200	130	230	195	300





- 1.- Pump Type FP
- 2.- Main tank
- 3.- Daily tank
- 4.- Suction pipe
- 5.- Overpressure pipe
- 6.- Overflow pipe
- 7.- SMMR 1 Level Switch
- 8.- Oil supply pipe
- 9.- Control line

List of parts in FP MODELS

One pump versions FP 10 - FP 570

Motor, flange, coupling, gear pump, overpressure valve, filter in suction side and vacuum meter, rigid pipe connections (steel), mounted in wall fixing frame until FP 120. Above FP 240, angle frame floor deck. Ready electrical assembly, switch, motor protection and connection for Level Switch. For easy connection we recommended SMMR1 level switch for your tank.

Two pumps versions FP 10 - FP 570 ZW

2 motors, flange, coupling, 2 gear pumps, overpressure valve, filter in suction side and vacuum meter, rigid pipe connections (steel), mounted in wall fixing frame until FP 120. Above FP 240, angle frame floor deck. Ready electrical assembly, electrical alternative switch, motor protection, and connection for Level Switch.

For easy connection we recommend SMMR1 Level Switch for your tank.

Special Non-Ferrous metal free versions upon request.

For higher viscosities please consult for the suitable FP system specification.

Accessories and adaptations

	Art. Nr.
• Oil failure control system, to protect gears running with an empty tank.	21000000001500
• Free voltage relay output to control from centralised Building Management System, in kit 3, 4 or 6 signals (2-thermal, motors 1 or 2 ON, low pressure and Leak safety ON).	21000000000---
• GSM alarm system by SMS messages, or connection to modem.	28000000000000
• Adaptation of Pressure Group for high pressure, working conditions of up to 4,5 Kg/cm ²	210000000013--
• Leak collector trays with infrared detectors (standard in FP 240 and above)	2309000000----
• Modifications to adapt to specifically regulated environments (tropicalised equipment or ATEX.)	
• Solenoid valves with flow limiters, to automate filling in supply tanks for electrical generators.	2303000005----
• Soundproof sheet cabinets with UNE-25 poly-pyramid foam and lock. Manufactured with no back and made-to-measure for each Pressure Group model.	2102000000----
• Assembly of Pressure Groups in IP-55 cabinets for outdoor installation with exterior suction and drive pipe couplings, electric connection presses and ventilation grills.	
• Line pressure switch to signal low pressure.	22030000002201



Investigación y Producción S.L.
 Zweigniederlassung Deutschland
 63457 Hanau - Voltastraße, 10
 Deutschland / Germany
 Tel.: (+49) 06181/9587-0
 Fax: (+49) 06181/958723
 info@simka.de - www.simka.de



C/Invierno, 4-6
 Pol. Ind. "El Malvar"
 28500 Arganda del Rey
 Madrid
 Telf.: (+34) 918 719 294
 Fax: (+34) 918 719 256
 info@inprosa.net - www.inprosa.net